


# School Performance Framework

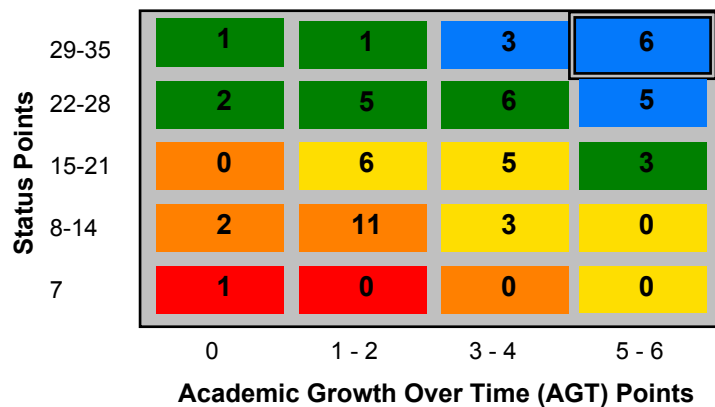
## GABRIELLA CHARTER SCHOOL (ESC E)

Status Performance Snapshot from 2012 - 13 (y-axis)



### Metrics

### Independent Charter Elementary Schools \*



Color	Classification
Blue	Excelling
Green	Achieving
Yellow	Service & Support
Orange	Watch
Red	Focus

**Growth Performance Snapshot (x-axis)**

AGT ELA (3-Year Average)  
**Far Above Predicted (3 Points)**

AGT Math (3-Year Average)  
**Far Above Predicted (3 Points)**

**Last Year's SPF Classification (2012 - 2013)**

Excelling

**This Year's SPF Classification (2013 - 2014)**

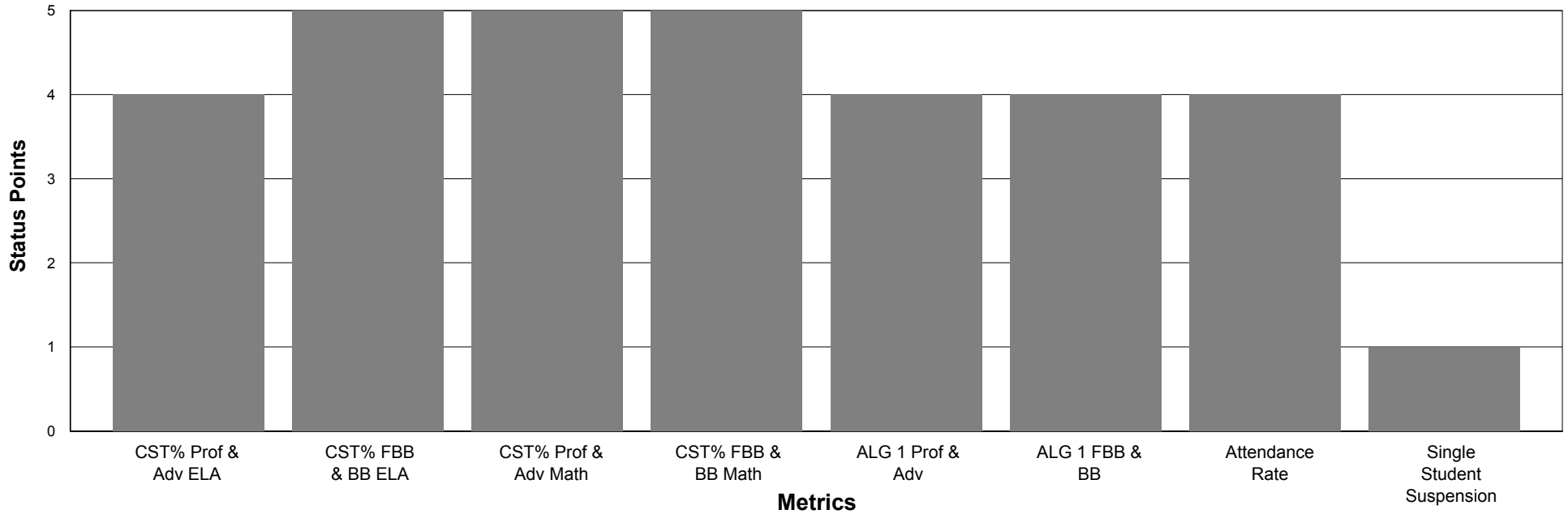
Excelling

\* The number in each box represents the total number of Independent Charter Elementary Schools that fall within that performance tier. The highlighted box represents GABRIELLA CHARTER SCHOOL's performance tier.

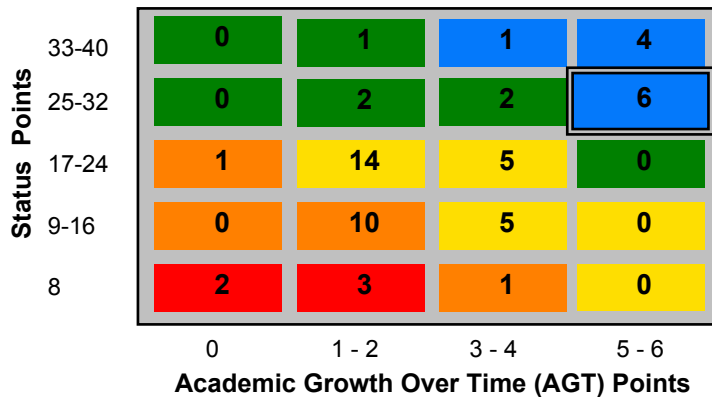
# School Performance Framework

## GABRIELLA CHARTER SCHOOL (ESC E)

Status Performance Snapshot from 2012 - 13 (y-axis)



### Independent Charter Middle Schools \*



Color	Classification
Blue	Excelling
Green	Achieving
Yellow	Service & Support
Orange	Watch
Red	Focus

**Growth Performance Snapshot (x-axis)**

AGT ELA (3-Year Average)  
Above Predicted (2 Points)

AGT Math (3-Year Average)  
Far Above Predicted (3 Points)

**Last Year's SPF Classification (2012 - 2013)**

Excelling

**This Year's SPF Classification (2013 - 2014)**

Excelling

\* The number in each box represents the total number of Independent Charter Middle Schools that fall within that performance tier. The highlighted box represents GABRIELLA CHARTER SCHOOL's performance tier.